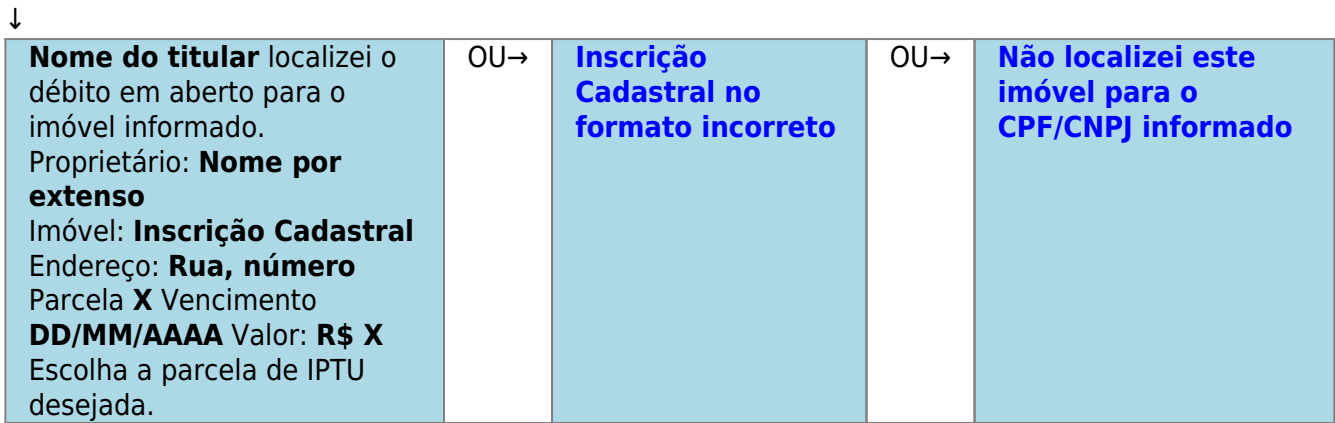
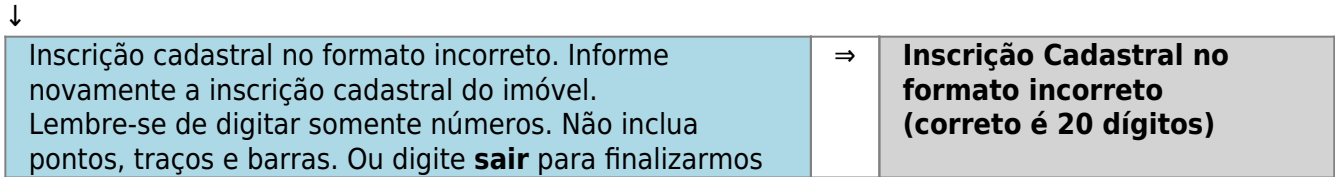
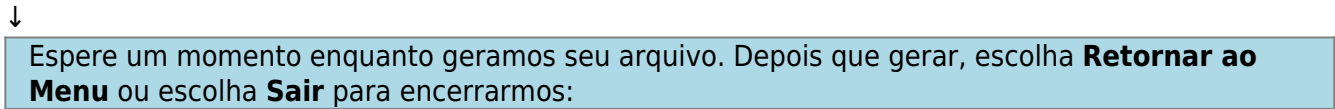


# Uberlândia IPTU

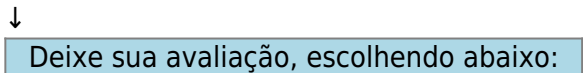
## Inscrição Cadastral Digitada



## Parcela Escolhida



## Sair



**Até 3 (muito ruim, ruim, razoável) veja o  
fluxo AQUI**

→

**De 4 a 5 (bom, excelente) veja o  
fluxo AQUI**

Clique **AQUI** para retornar.



From:

<https://www.gsan.com.br/> - **Base de Conhecimento de Gestão Comercial de Saneamento**

Permanent link:

<https://www.gsan.com.br/doku.php?id=postgres:boto-nlp:uber:iptu:ano:erro2&rev=1643404045>

Last update: **28/01/2022 21:07**

